

SMD Power Inductor CDRH73



Description

- Ferrite drum core construction.
- Magnetically shielded.
- L × W × H: 7.5 × 7.5 × 3.4 mm Max.
- Product weight: 0.63g(Ref.)
- Moisture Sensitivity Level: 1
- RoHS compliance.
- Halogen Free available.

Environmental Data

- Operating temperature range: -40°C~+100°C (including coil's self temperature rise)
- Storage temperature range: -40°C~+100°C
- Solder reflow temperature: 260 °C peak.

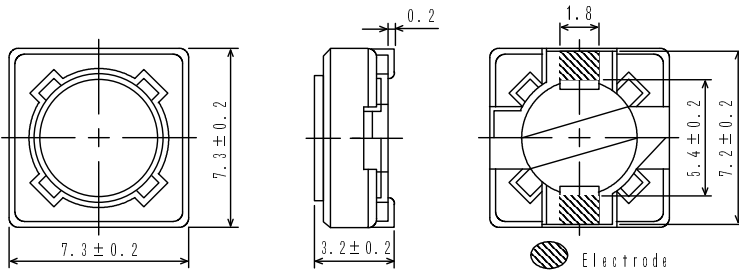
Packaging

- Carrier tape and reel packaging
- 12.9" diameter reel
- 1000pcs per reel

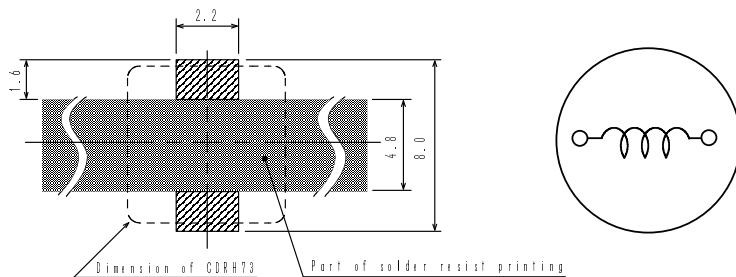
Applications

- Ideally used in Notebook PC, LCD TV, DVD, Game machine, STB, Projector etc as DC-DC converter inductors.


Dimension - [mm]



Land pattern and Schematics - [mm]



SMD Power Inductor CDRH73




Electrical Characteristics

Part No.	Stamp	Inductance (μ H) [within] ※1	D.C.R.(Ω) Max. (Typ.) (at 20°C)	Rated Current (A) ※2
CDRH73NP-100MC-B	100	10 \pm 20%	72m (55m)	1.68
CDRH73NP-120MC-B	120	12 \pm 20%	98m (75m)	1.52
CDRH73NP-150MC-B	150	15 \pm 20%	0.13 (96m)	1.33
CDRH73NP-180MC-B	180	18 \pm 20%	0.14 (0.11)	1.20
CDRH73NP-220MC-B	220	22 \pm 20%	0.19 (0.15)	1.07
CDRH73NP-270MC-B	270	27 \pm 20%	0.21 (0.16)	0.96
CDRH73NP-330MC-B	330	33 \pm 20%	0.24 (0.18)	0.91
CDRH73NP-390MC-B	390	39 \pm 20%	0.32 (0.25)	0.77
CDRH73NP-470MC-B	470	47 \pm 20%	0.36 (0.28)	0.76
CDRH73NP-560MC-B	560	56 \pm 20%	0.47 (0.36)	0.68
CDRH73NP-680MC-B	680	68 \pm 20%	0.52 (0.40)	0.61
CDRH73NP-820MC-B	820	82 \pm 20%	0.69 (0.53)	0.57
CDRH73NP-101MC-B	101	100 \pm 20%	0.79 (0.61)	0.50
CDRH73NP-121MC-B	121	120 \pm 20%	0.89 (0.69)	0.49
CDRH73NP-151MC-B	151	150 \pm 20%	1.27 (1.02)	0.43
CDRH73NP-181MC-B	181	180 \pm 20%	1.45 (1.16)	0.39
CDRH73NP-221MC-B	221	220 \pm 20%	1.65 (1.32)	0.35
CDRH73NP-271MC-B	271	270 \pm 20%	2.31 (1.85)	0.32
CDRH73NP-331MC-B	331	330 \pm 20%	2.62 (2.10)	0.28
CDRH73NP-391MC-B	391	390 \pm 20%	2.94 (2.35)	0.26
CDRH73NP-471MC-B	471	470 \pm 20%	4.18 (3.35)	0.24
CDRH73NP-561MC-B	561	560 \pm 20%	4.67 (3.73)	0.22
CDRH73NP-681MC-B	681	680 \pm 20%	5.73 (4.58)	0.19
CDRH73NP-821MC-B	821	820 \pm 20%	6.54 (5.23)	0.18
CDRH73NP-102MC-B	102	1000 \pm 20%	9.44 (7.55)	0.16

※1. Inductance measuring condition: at 1 kHz.

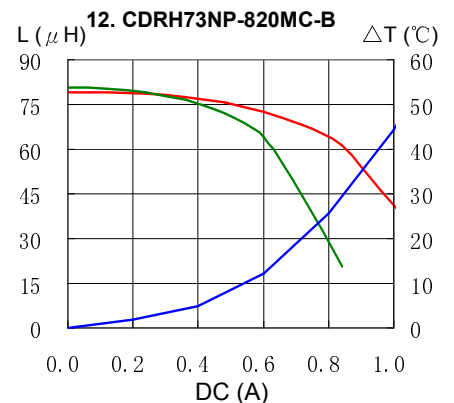
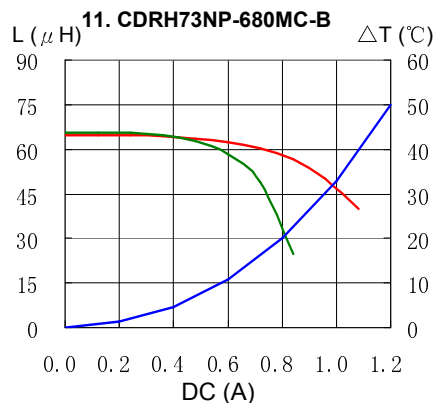
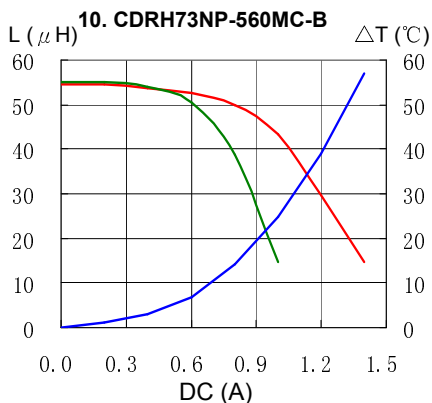
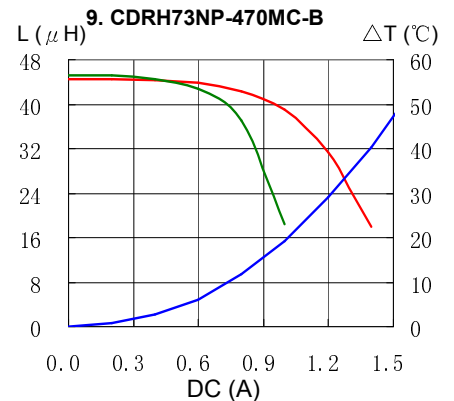
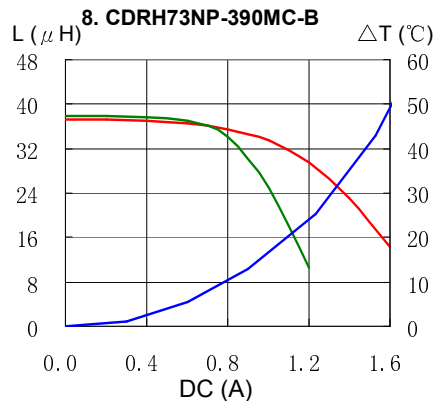
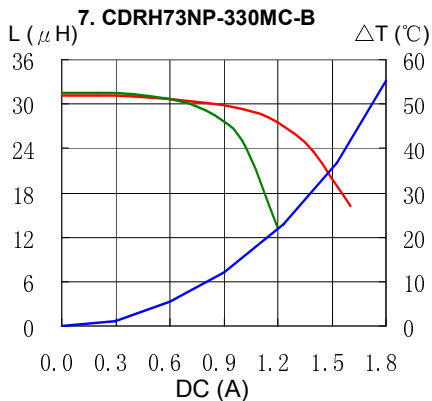
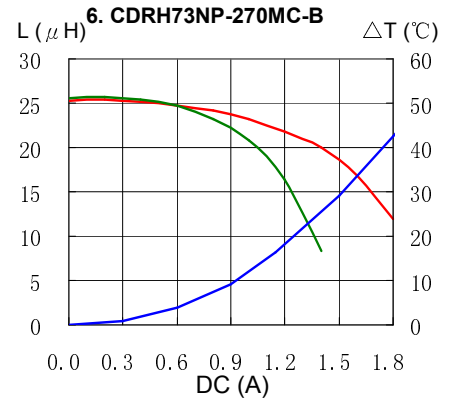
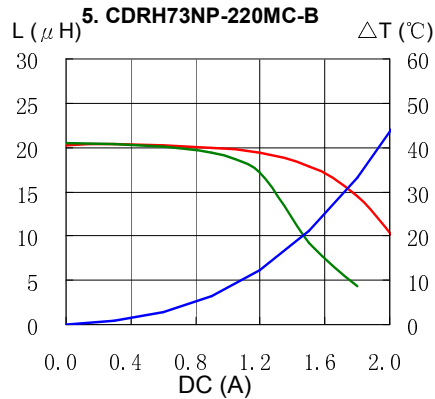
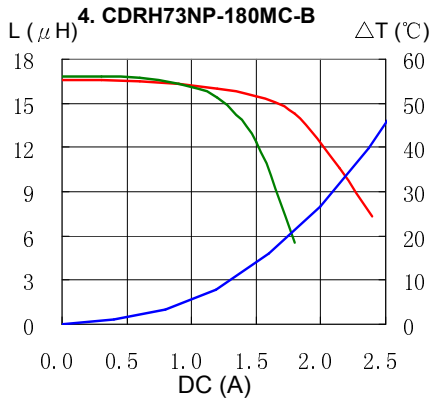
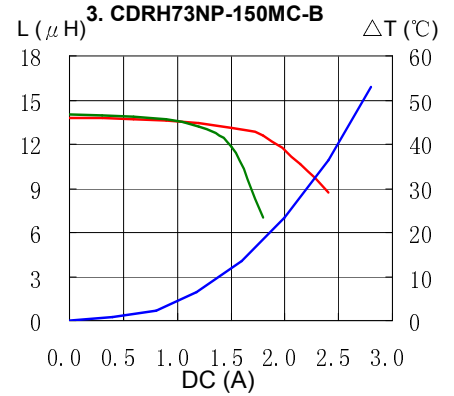
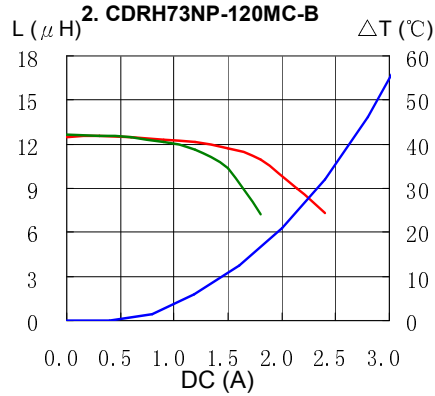
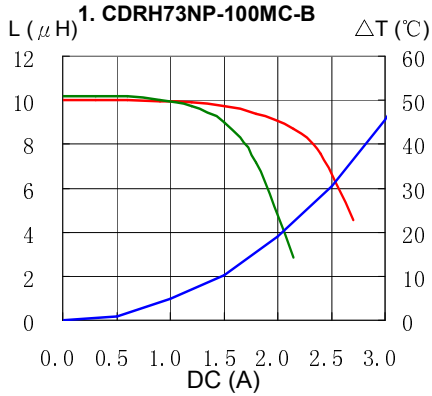
※2. Rated current: The DC current at which the inductance decreases to 75% of its nominal value or when $\Delta t=40^\circ\text{C}$, whichever is lower ($T_a=20^\circ\text{C}$).

SMD Power Inductor CDRH73



Saturation Current & Temperature Rise Graph

— L (20°C) — L (100°C) — ΔT

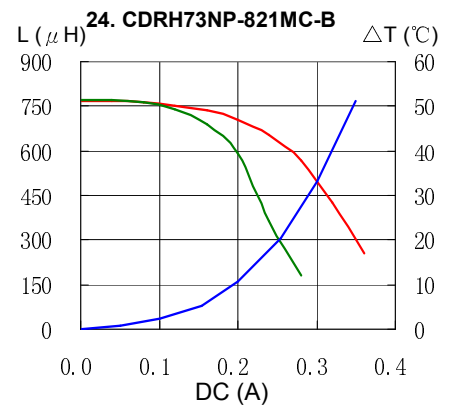
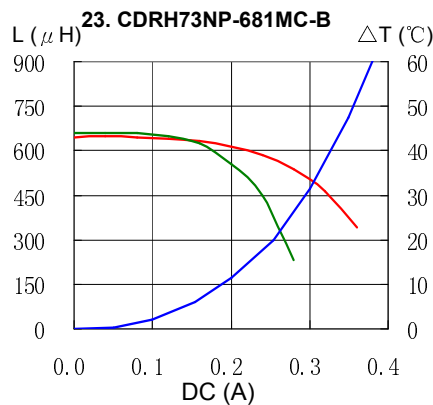
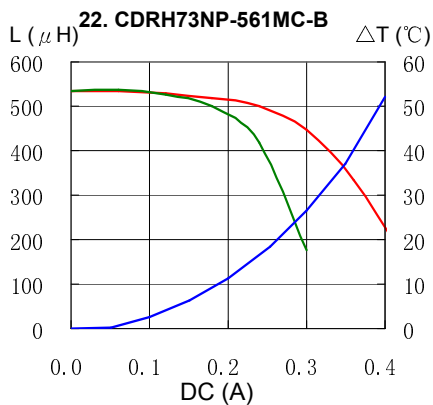
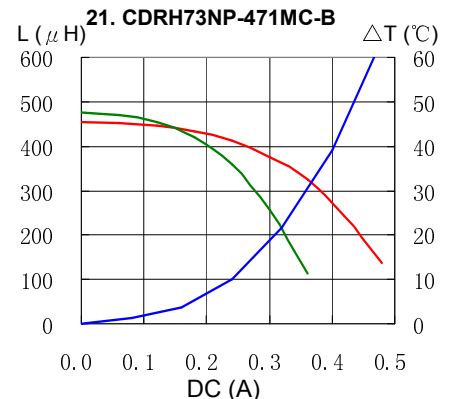
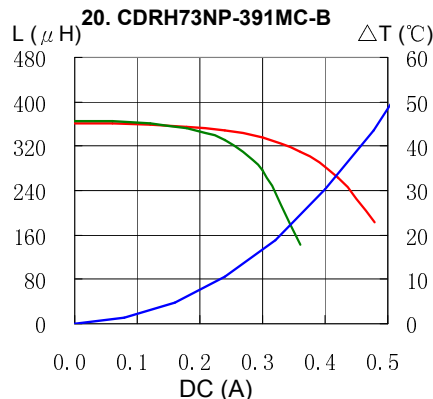
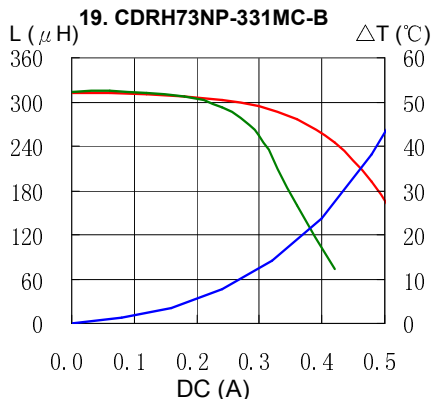
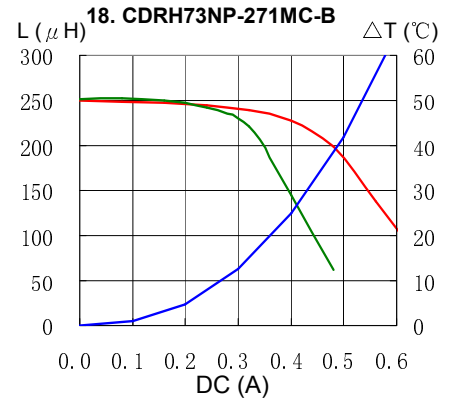
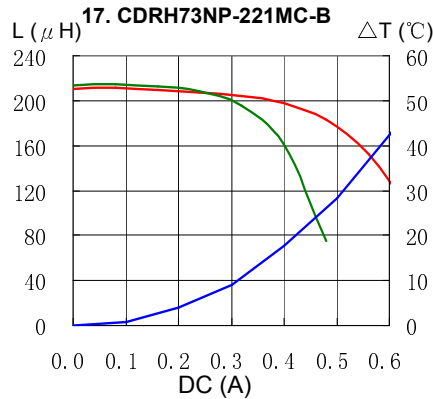
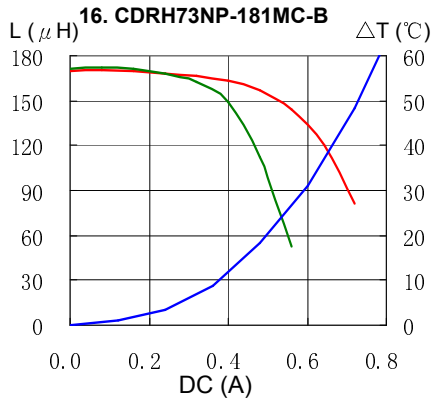
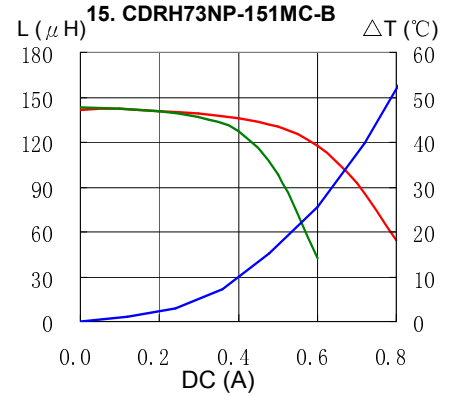
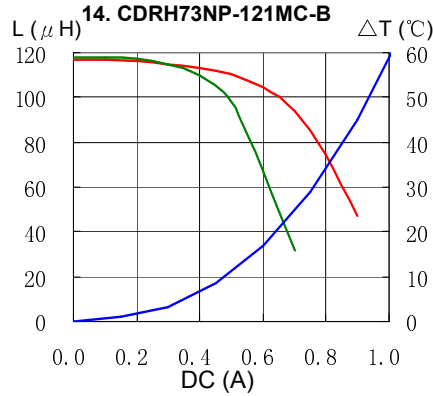
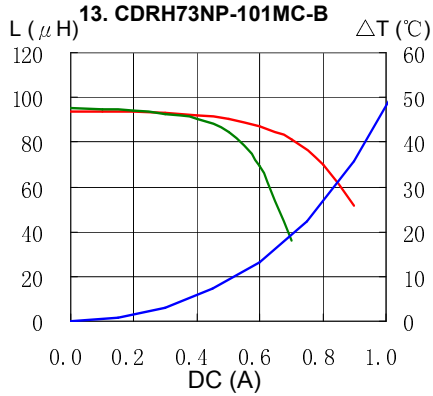


SMD Power Inductor CDRH73



Saturation Current & Temperature Rise Graph

— L (20°C) — L (100°C) — ΔT

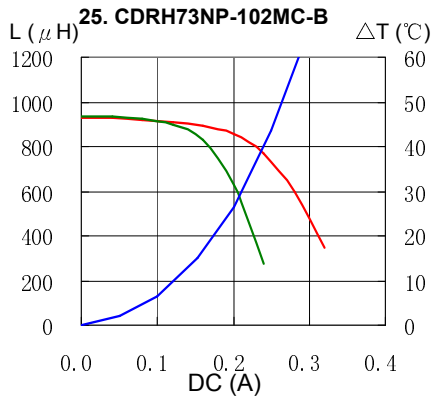


SMD Power Inductor CDRH73

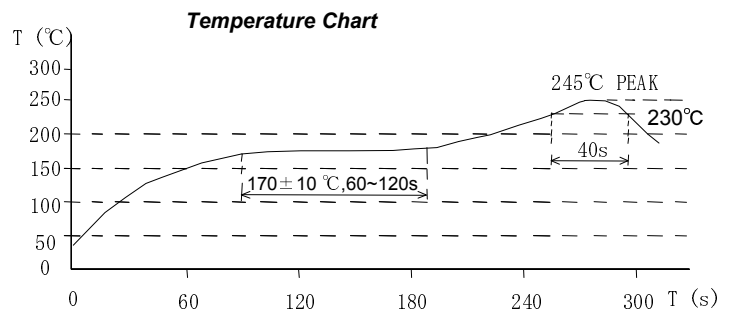
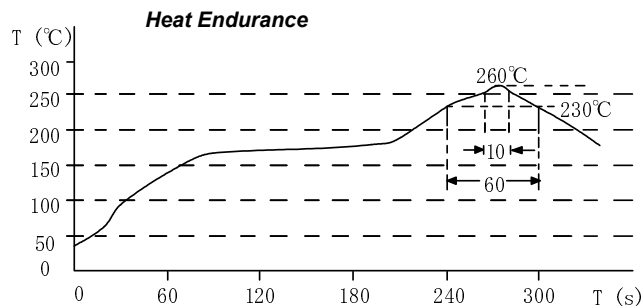


Saturation Current & Temperature Rise Graph

— L (20°C) — L (100°C) — ΔT



Solder Reflow Condition



Please refer to the sales offices on our website - <http://www.sumida.com>

Hong Kong
Tel.+852-2880-6781
FAX.+852-2565-9600
sales@hk.sumida.com

Saitama(Japan)
Tel.+81-48-691-7300
FAX.+81-48-691-7340
sales@jp.sumida.com

Chicago
Tel.+1-847-545-6700
FAX. +1-847-545-6720
sales@us.sumida.com

Shanghai
Tel.+86-21-5836-3299
FAX.+86-21-5836-3266
shanghai.sales@cn.sumida.com

Seoul
Tel.+82-2-6237-0777
FAX.+82-2-6237-0778
sales@kr.sumida.com

Oberzell
Tel.+49-8591-937-0
FAX. +49-8591-937-103
contact@eu.sumida.com

Shenzhen
Tel.+86-755-8291-0228
FAX.+86-755-8291-0338
shenzhen.sales@cn.sumida.com

Singapore
Tel.+65-6296-3388
FAX.+65-6841-4426
sales@sg.sumida.com

Neumarkt
Tel.+49-9181-4509-110
FAX. +49-9181-4509-310
infocomp@eu.sumida.com

Taipei
Tel.+886-2-8751-2737
FAX.+886-2-8751-2738
sales@tw.sumida.com

San Jose
Tel.+1-408-321-9660
FAX.+1-408-321-9308
sales@us.sumida.com