



TAI-SAW TECHNOLOGY CO., LTD.

No. 3, Industrial 2nd Rd., Ping-Chen Industrial District,
Taoyuan, 324, Taiwan, R.O.C.

TEL: 886-3-4690038 FAX: 886-3-4697532

E-mail: tstsales@mail.taisaw.com Web: www.taisaw.com

Product Specifications Approval Sheet


Product Description: SAW Filter 2600 MHz SMD 3.0X3.0 mm (BW=100MHz)

TST Part No.: TA1333A

Customer Part No.: _____

Customer signature required
Company: _____
Division: _____
Approved by : _____
Date: _____

Checked by: _____ Bob Chau *Bob Chau*

Approved by: _____ Francis Chen 

Date: _____ 3, 24, 2011

1. Customer signed back is required before TST can proceed with sample build and receive orders.
2. Orders received without customer signed back will be regarded as agreement on the specifications.
3. Any specifications changes must be approved upon by both parties and a new revision of specifications shall be released to reflect the changes.



TAI-SAW TECHNOLOGY CO., LTD.

No. 3, Industrial 2nd Rd., Ping-Chen Industrial District,
Taoyuan, 324, Taiwan, R.O.C.

TEL: 886-3-4690038 FAX: 886-3-4697532

E-mail: tstsales@mail.taisaw.com Web: www.taisaw.com

SAW Filter 2600 MHz

MODEL NO.:TA1333A

REV. NO.:1

A. MAXIMUM RATING:

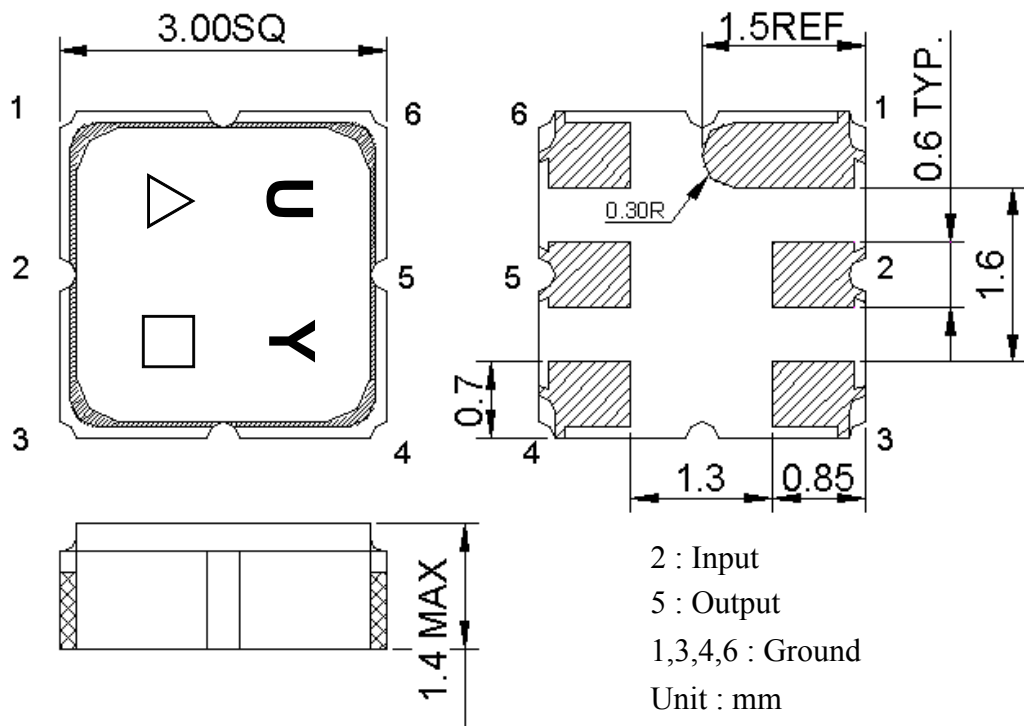
1. Input Power Level: 10 dBm
2. DC Voltage : 3V
3. Operating Temperature: -30°C to +85°C
4. Storage Temperature: -40°C to +95°C

RoHS Compliant
Lead free
Lead-free soldering

B. ELECTRICAL CHARACTERISTICS:

Item	Unit	Min.	Typ.	Max.	Note
Center Frequency Fc	MHz	-	2600	-	-
Insertion Loss (2550~2650 MHz) IL	dB	-	2.35	4	-
Amplitude Ripple (2550~2650 MHz)	dB	-	1.2	2.5	-
VSWR (2550~2650 MHz)		-	2	2.4	-
Attenuation (Reference level from 0 dB)					
DC ~ 2400 MHz	dB	26	29.5	-	-
2400 ~ 2470 MHz	dB	35	39	-	-
2720 ~ 2760 MHz	dB	35	49	-	-
2760 ~ 4000 MHz	dB	30	34	-	-
Temperature Coefficient of Frequency	ppm/°C	-	-36	-	-

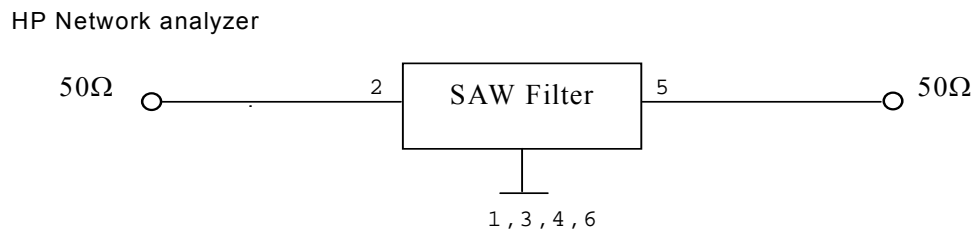
C.OUTLINE DRAWING:



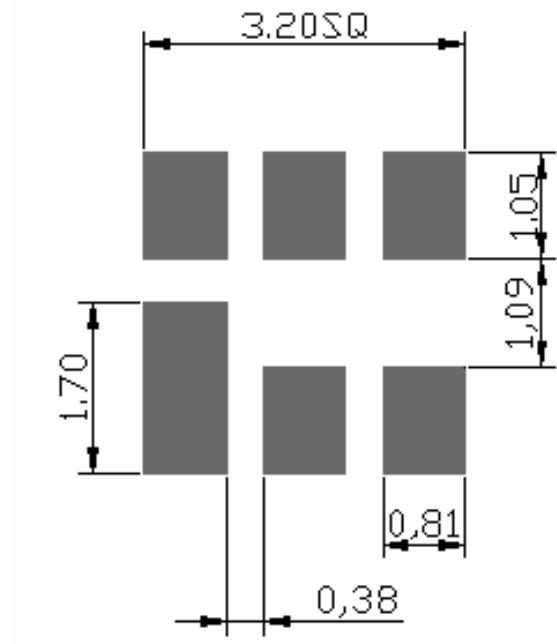
△ : Year Code (2009->9, 2010->0, ..., 2018->8)

□ : Date Code (W01->A, W02->B, ... W27->a, ..., W52->z)

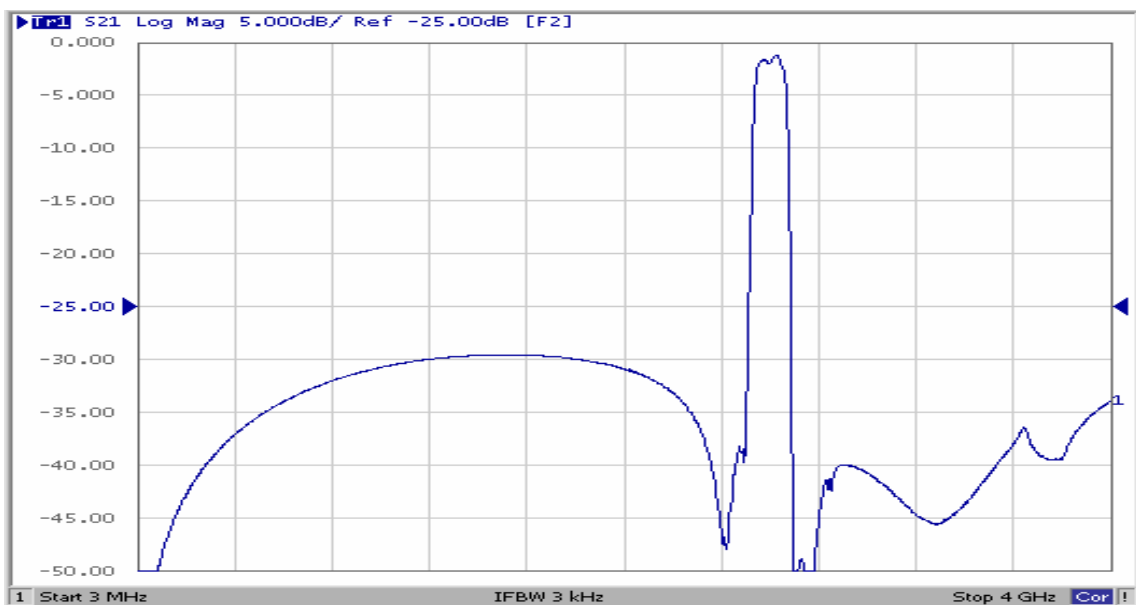
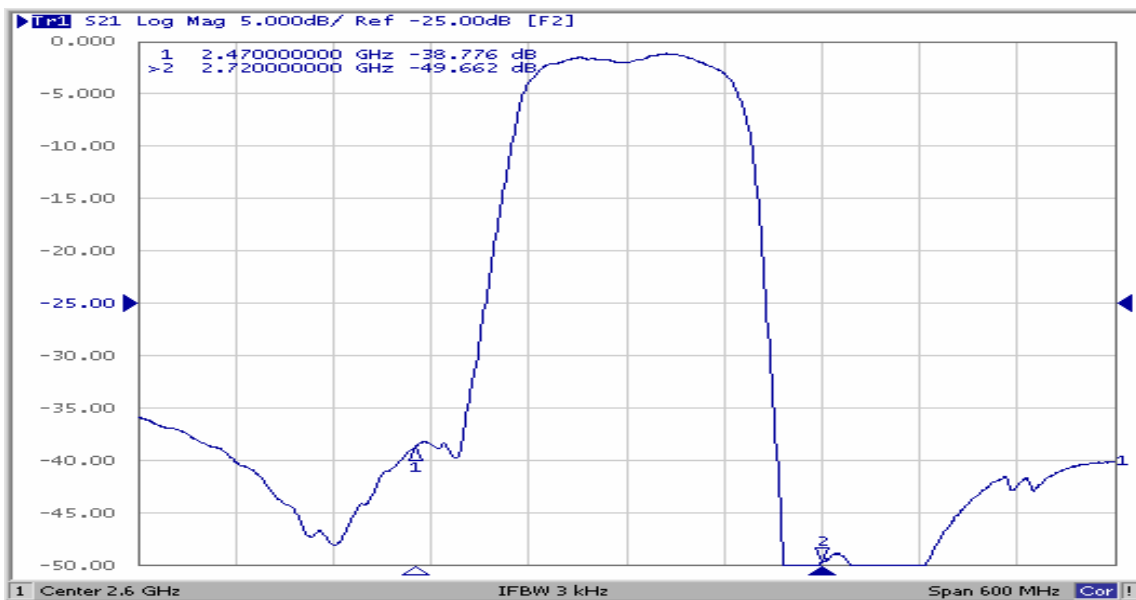
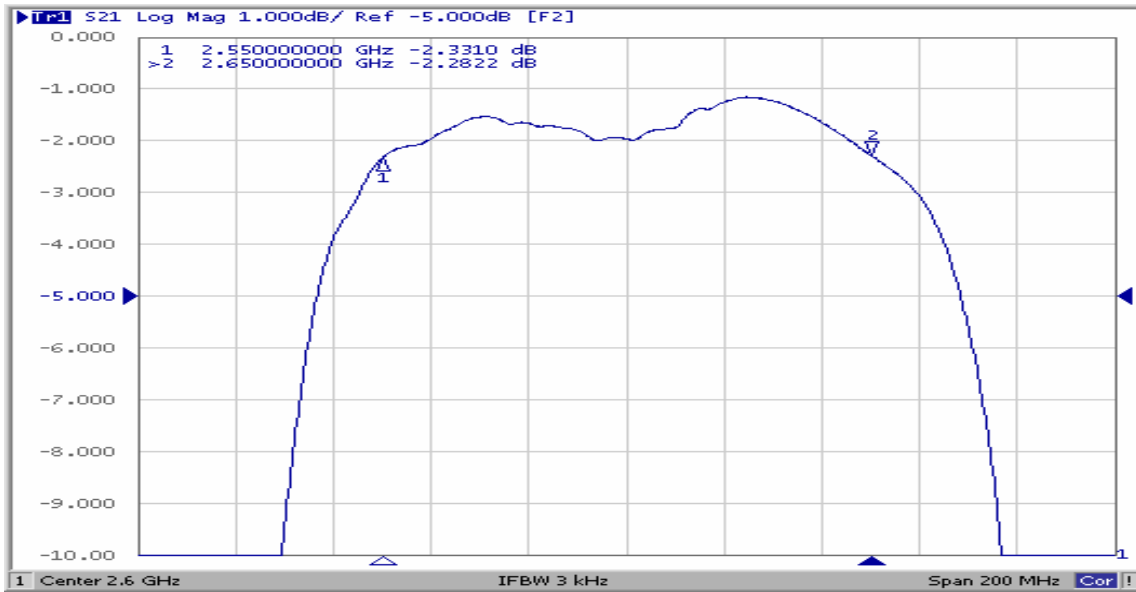
D. MEASUREMENT CIRCUIT:



E. PCB Footprint:

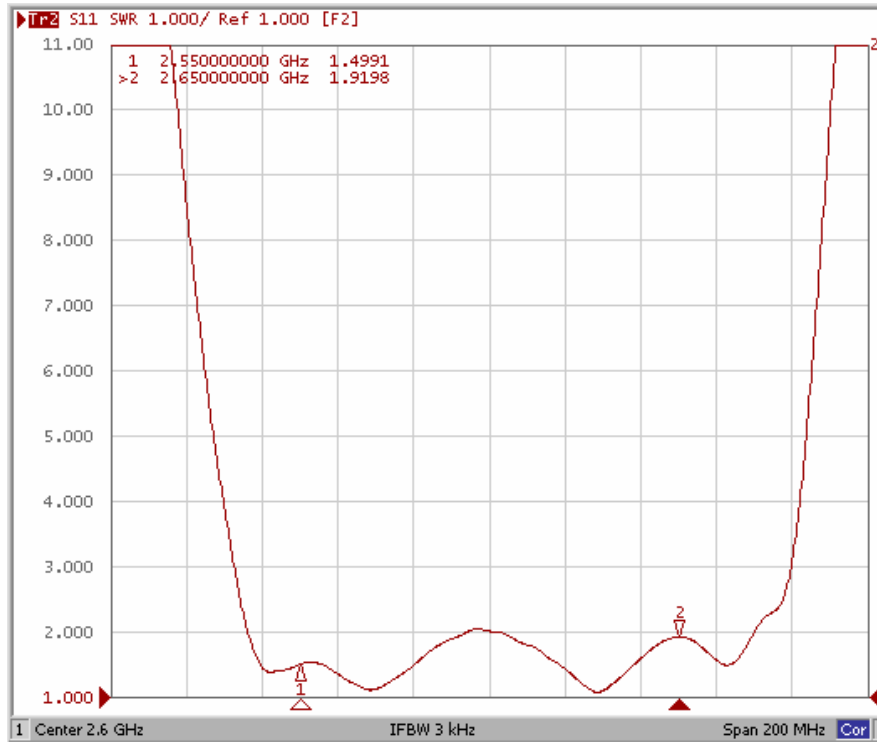


F. Frequency Characteristics :

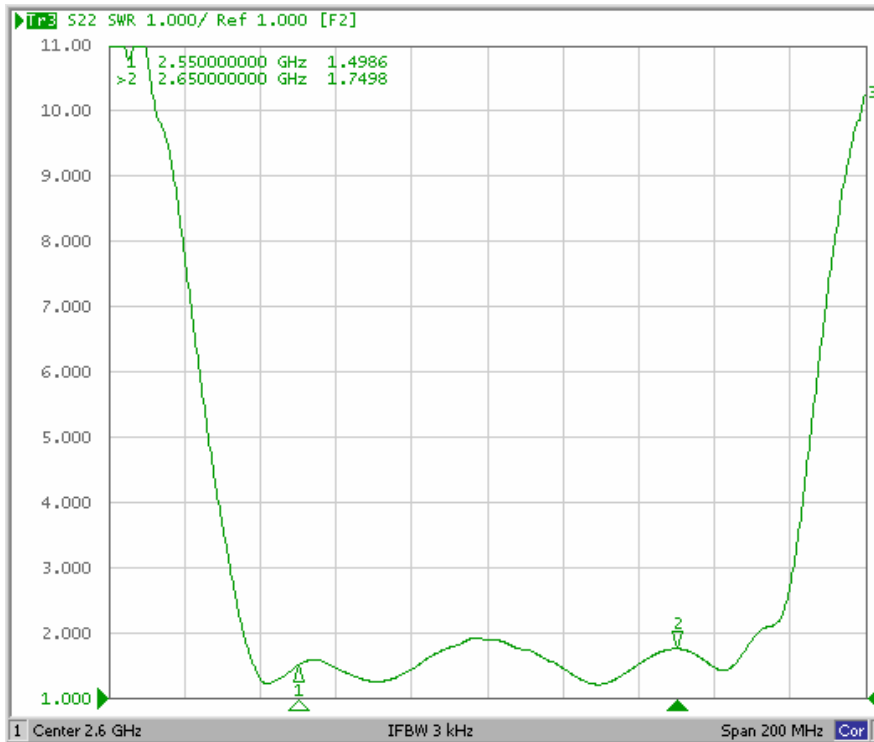


Reflection Functions :

S11



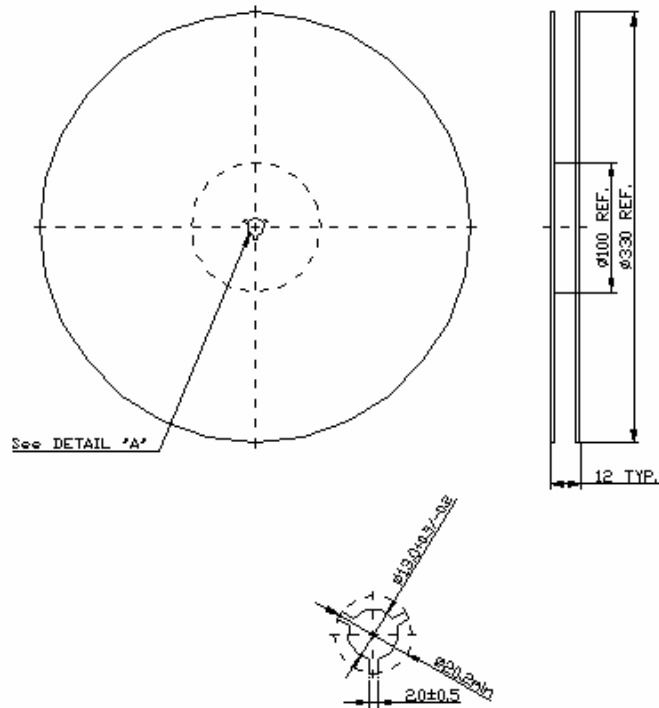
S22



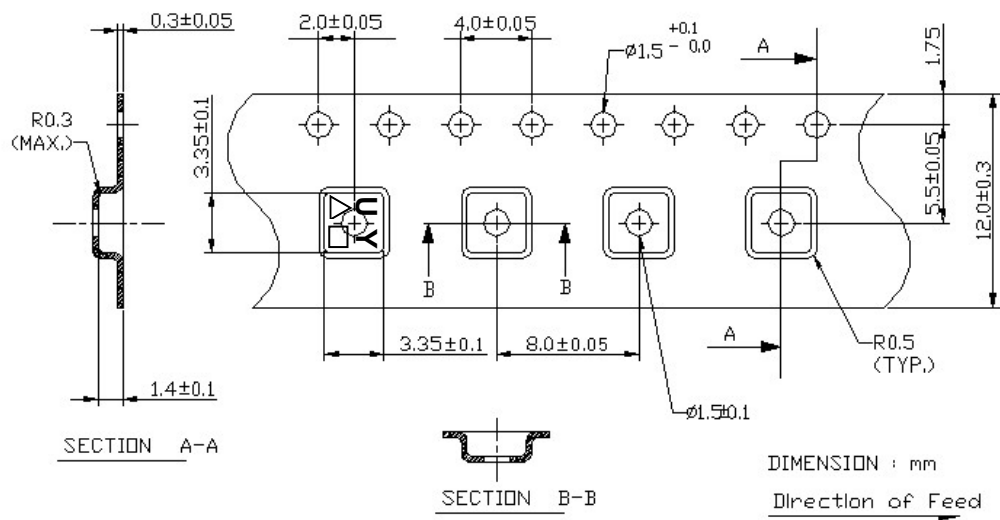
G. PACKING:

1. REEL DIMENSION

(Reel Count : 7''=1000 ; 13''=3000)



2.TAPE DIMENSION



H. RECOMMENDED REFLOW PROFILE :

